



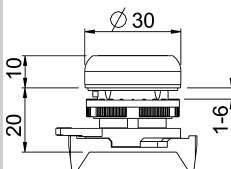







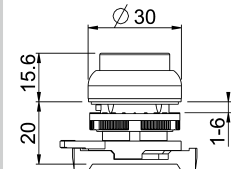







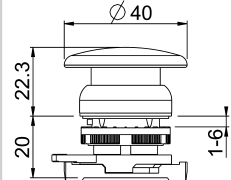


Pegasus

Pulsanti ø 22



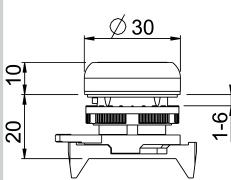





Non luminosi - Nickel line - IP67



PULSANTI INSTABILI

DESCRIZIONE	COLORE	CODICE	PESO gr	IMBALLO pz.	DIMENSIONI
		PPRN1NL	30	10	
		PPRN2NL	30	10	
		PPRN3NL	30	10	
		PPRN4NL	30	10	
		PPRN5NL	30	10	
		PPRN8NL	30	10	
		PPSN1NL	31	10	
		PPSN2NL	31	10	
		PPSN3NL	31	10	
		PPSN4NL	31	10	
		PPSN5NL	31	10	
		PPSN8NL	31	10	
		PPFN1M4NNL	45	10	
		PPFN2M4NNL	45	10	
		PPFN3M4NNL	45	10	

PULSANTI STABILI

DESCRIZIONE	COLORE	CODICE	PESO gr	IMBALLO pz.	DIMENSIONI
		PPPN1NL	31	10	
		PPPN2NL	31	10	
		PPPN3NL	31	10	
		PPPN4NL	31	10	
		PPPN5NL	31	10	
		PPPN8NL	31	10	

Pegasus

Selettori ø 22

Non luminosi e luminosi - Nickel line




TECNOLOGIE PER L'AUTOMAZIONE

A MANOPOLA CORTA



A CHIAVE



POSIZIONI	COL. INDICE	CODICE	ESTRAZIONE CHIAVE			CODICE
			Sn	0	Dx	
<div> </div>	<div> </div>	<div> <div>PSMB1DONL</div> <div>PSMB2DONL</div> <div>PSMB3DONL</div> <div>PSMB4DONL</div> <div>PSMB5DONL</div> <div>PSMB8DONL</div> </div>		*	*	PSCR8DOCNL
					*	PSCR8DOENL
				*	*	PSCR8DONNL
<div> </div>	<div> </div>	<div> <div>PSMB1D2NL</div> <div>PSMB2D2NL</div> <div>PSMB3D2NL</div> <div>PSMB4D2NL</div> <div>PSMB5D2NL</div> <div>PSMB8D2NL</div> </div>		*		PSCR8D2CNL
<div> </div>	<div> </div>	<div> <div>PSMB1TONL</div> <div>PSMB2TONL</div> <div>PSMB3TONL</div> <div>PSMB4TONL</div> <div>PSMB5TONL</div> <div>PSMB8TONL</div> </div>	<div> <div>*</div> <div>*</div> <div>*</div> <div>*</div> <div>*</div> </div>	<div> <div>*</div> <div>*</div> <div>*</div> <div>*</div> <div>*</div> </div>	<div> <div>*</div> <div>*</div> <div>*</div> <div>*</div> <div>*</div> </div>	<div> <div>PSR8TOCNL</div> <div>PSR8TOANL</div> <div>PSR8TOENL</div> <div>PSR8TOGNL</div> <div>PSR8TOHNL</div> <div>PSR8TOKNL</div> <div>PSR8TONNL</div> </div>
<div> </div>	<div> </div>	<div> <div>PSMB1T3NL</div> <div>PSMB2T3NL</div> <div>PSMB3T3NL</div> <div>PSMB4T3NL</div> <div>PSMB5T3NL</div> <div>PSMB8T3NL</div> </div>		*		PSCR8T3CNL
<div> </div>	<div> </div>	<div> <div>PSMB1T2NL</div> <div>PSMB2T2NL</div> <div>PSMB3T2NL</div> <div>PSMB4T2NL</div> <div>PSMB5T2NL</div> <div>PSMB8T2NL</div> </div>	<div> <div>*</div> <div>*</div> <div>*</div> </div>	<div> <div>*</div> <div>*</div> </div>		<div> <div>PSCR8T2CCL</div> <div>PSCR8T2ANL</div> <div>PSCR8T2HNL</div> </div>
<div> </div>	<div> </div>	<div> <div>PSMB1T1NL</div> <div>PSMB2T1NL</div> <div>PSMB3T1NL</div> <div>PSMB4T1NL</div> <div>PSMB5T1NL</div> <div>PSMB8T1NL</div> </div>		*		PSCR8T1CNL
					*	PSCR8T1ENL
				*	*	PSCR8T1NNL

1 Per selettori non luminosi adatti ad azionare un contatto centrale sostituire la lettera **B** con la lettera **C**: PSMB1C... PSMB8C...

2 Per selettori con angolo di scatto SN - DX sostituire le lettere **DO** con le lettere **SD**: PSMB1SD o PSMB8SDE. Per estrazione chiave vedere posizione a 45° e relativi codici finali: A,E,K.

* Posizione di estrazione della chiave



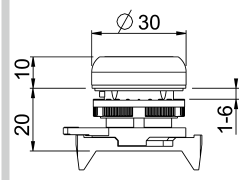






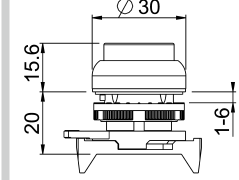






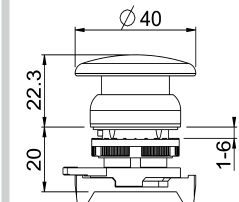
Pegasus

Pulsanti ø 22



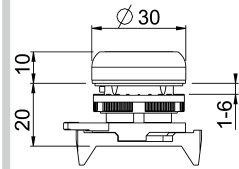




Luminosi - Nickel line



PULSANTI INSTABILI

	DESCRIZIONE	COLORE	CODICE	PESO gr	IMBALLO pz	DIMENSIONI
	Pulsante rasato		PPRL1NL	30	10	
			PPRL2NL	30	10	
			PPRL3NL	30	10	
			PPRL4NL	30	10	
			PPRL5NL	30	10	
	Pulsante sporgente		PPSL1NL	31	10	
			PPSL2NL	31	10	
			PPSL3NL	31	10	
			PPSL4NL	31	10	
			PPSL5NL	31	10	
	Fungo ø 40		PPFL1M4NNL	43	10	

PULSANTI STABILI

	DESCRIZIONE	COLORE	CODICE	PESO gr	IMBALLO pz.	DIMENSIONI
	Pulsante rasato push-push		PPPL1NL	31	10	
			PPPL2NL	31	10	
			PPPL3NL	31	10	
			PPPL4NL	31	10	
			PPPL5NL	31	10	

Pegasus



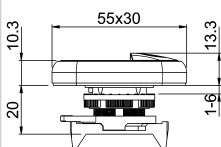


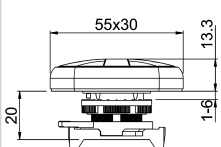


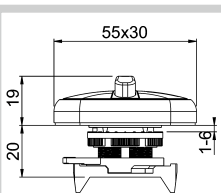
Pulsanti multifunzione ø 22

Nickel line



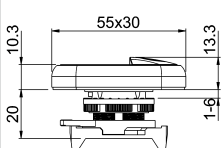



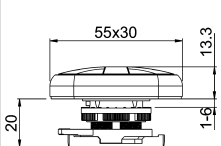


TECNOLOGIE PER L'AUTOMAZIONE

PULSANTI MULTIFUNZIONE - NON LUMINOSI

	DESCRIZIONE	COL. - SIMBOLO	CODICE	PESO gr	IMBALLO pz	DIMENSIONI
	Pulsante doppio		PPDNNL	38	10	
	Pulsante doppio sporgente		PPDNSNL	38	10	
	Pulsante multifunzione		PPMNSNL	40	10	

PULSANTI MULTIFUNZIONE - LUMINOSI

	Pulsante doppio		PPDLNL	38	10	
			PPDLNL.1	38	10	
	Pulsante doppio sporgente		PPDLSNL	38	10	

1 Esecuzioni a richiesta

Pulsanti multifunzione - A richiesta possono essere realizzati con simboli o scritte speciali e per montaggio/lettura orizzontale

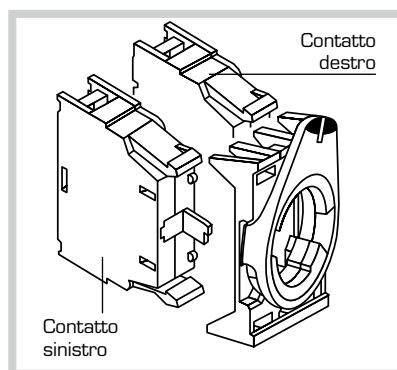
Pegasus

Manipolatori ø 22

IP65

MANIPOLATORI

ELEMENTI DI CONTATTO		2 POSIZIONI						4 POSIZIONI					
		ORIZZONTALE			VERTICALI								
		1	0	2	1	0	2	3	1	0	2	4	
Contatto sinistro	NO	X	0	0	0	0	X	X	0	0	0	0	
	NC	0	0	X	X	0	0	0	0	0	0	X	
Contatto destro	NO	0	0	X	X	0	0	0	X	0	0	0	
	NC	X	0	0	0	0	X	0	0	0	X	0	



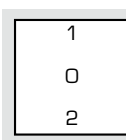
X Contatto chiuso
0 Contatto aperto

POSIZIONI

PESO gr

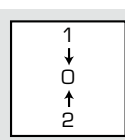
IMBALLO pz

DIMENSIONI



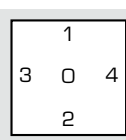
CODICE

PMJN8TO



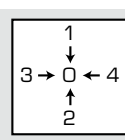
CODICE

PMJN8T3



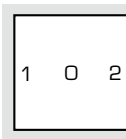
CODICE

PMJN8QO



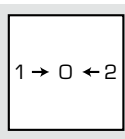
CODICE

PMJN8Q4



CODICE

PMJN8OS

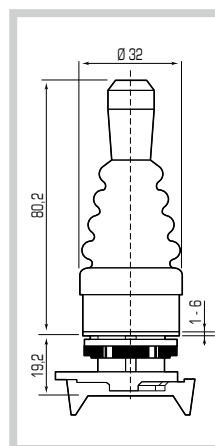


CODICE

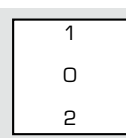
PMJN8OR

54

5

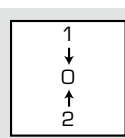


NEW



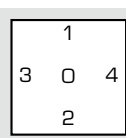
CODICE

PMJN8TO1



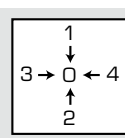
CODICE

PMJN8T31



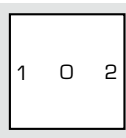
CODICE

PMJN8QO1



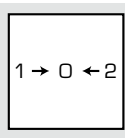
CODICE

PMJN8Q41



CODICE

PMJN8OS1

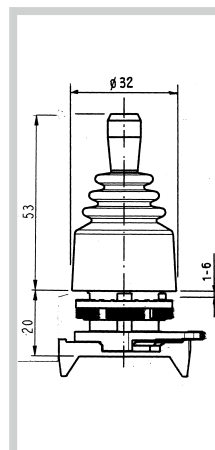


CODICE

PMJN8OR1

54


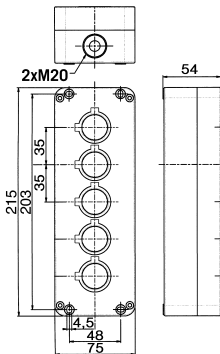


5


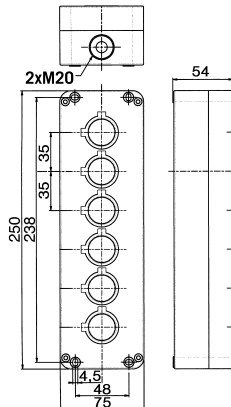




Pegasus

Pulsantiera

Involucri vuoti - IP65 ☐

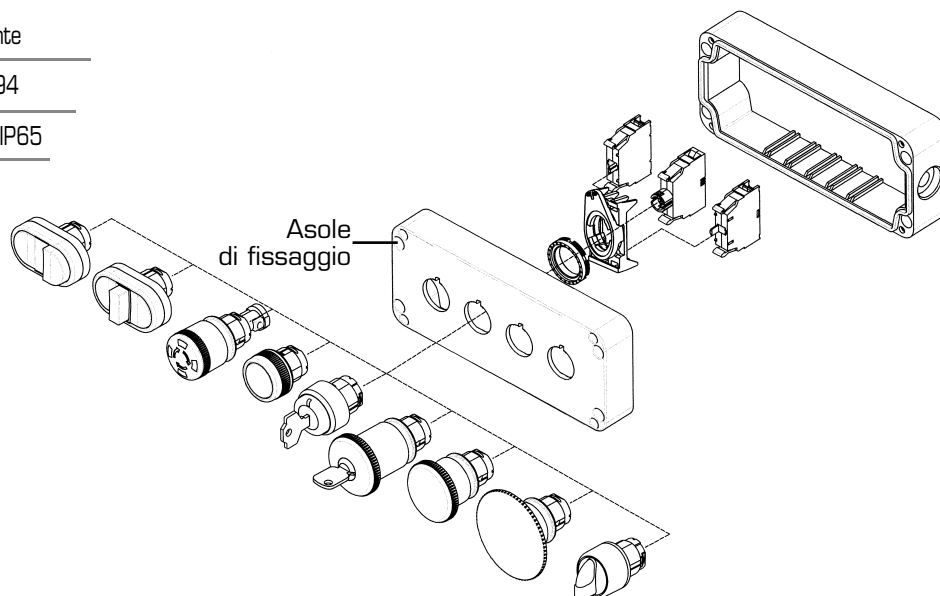
DESCRIZIONE	CODICE		PESO gr	IMBALLO pz.	DIMENSIONI
	COLORE COPERCHIO		296	1	
					
Pulsantiera a 5 fori	PQ05K	PQ05KGN			

	COLORE COPERCHIO			1	
					
Pulsantiera a 6 fori	PQ06K	PQ06KGN			

CARATTERISTICHE

- Materiale in ABS termoresistente
- Autoestinguente classe VO UL94
- Grado di protezione EN60529 IP65
- A doppio isolamento ☐
- Cassetta nera RAL 9005
coperchio giallo GGT
e coperchio grigio RAL 7035
- Entrata cavi filettata
con membrana a sfondamento:
a 1 foro n.1 M16+1M20
da 2 a 5 fori n.2 M20
a 6 fori n.1 M20+1M25

MONTAGGIO




Pegasus

Ausiliari di comando ø22

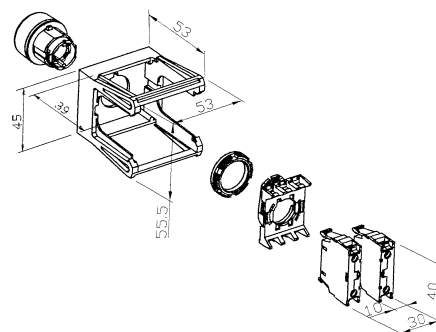
Accessori

ADATTATORE PER MONTAGGIO GUIDA DIN

Montaggio su Guida
DIN EN50022-35 per
feritoie standard 46 mm.
Grigio RAL 7035



11708351



CAPPUCCI DI PROTEZIONE



PER PULSANTI RASATI



PER PULSANTI SPORGENTI



PER MULTIFUNZIONI - SERIE/TIPO

Black line TIPO		CODICE	Nickel line TIPO		CODICE
Serie Black line	PCR	PPDN-PPDL	Serie Black line	PCS	PPDNNL-PPDLNL
Serie Nickel line	PCRN	PPMN	Serie Nickel line	PCSNL	PPMNNL
		PPDNR-PPDLR			PPDNRNL-PPDLRNL
					PCN
					PCDNL
					PCMNL
					PCNNL

AZIONATORE CONTATTO CENTRALE

(selettori esclusi)



PER PULSANTI STABIL-INSTABILI
Serie Black Line

PAC

CHIAVE DI FISSAGGIO ESTRATTORE LAMPADINA



PCF

TAPPO CHIUSURA FORI ø 22,5




PTRN8

ATTACCHI A CONNESSIONE RAPIDA E PER CIRCUITI STAMPATI



PER CONTATTI A VITE PL.
FASTON 6,3x0,8 CIRCUITO STAMPATO
11708341 11708235

SUPPORTO CONTATTI



PER ELEMENTI DI CONTATTO PL.,
PCW., PSC. E ALIMENTAZIONI

PPELN8

ESECUZIONI A RICHIESTA

GHIERE SPECIALI

Gli ausiliari di comando serie "Nickel line" possono essere forniti con ghiera in diverse tipologie di trattamento galvanico. Per l'ordinazione nelle diverse tipologie sostituire le lettere "NL" del codice con le corrispettive lettere dell'esecuzione richiesta: PPRN1NL diventa PPRN1SL (Sahara line)



Sahara line

SL



Grey line

GL



Copper line

RL



Pegasus

Operatori ø22

Tasti con simbologia - Targhette

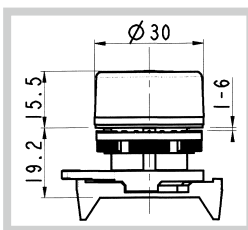


TECNOLOGIE PER L'AUTOMAZIONE

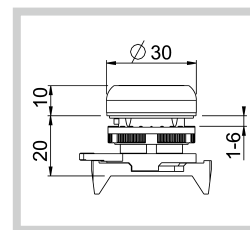
PULSANTI RASATI INSTABILI - NON LUMINOSI



Black line



Nickel line



SIMBOLOGIA	COLORE TASTO	CODICE Black line	CODICE Nickel line	SIMBOLOGIA	COLORE TASTO	CODICE Black line	CODICE Nickel line
	VERDE	PPRN2/I	PPRN2NL/I		ROSSO	PPRN1/OFF	PPRN1NL/OFF
	ROSSO	PPRN1/O	PPRN1NL/O		BIANCO	PPRN5/F	PPRN5NL/F
	VERDE	PPRN2/II	PPRN2NL/II		NERO	PPRN8/F	PPRN8NL/F
	VERDE	PPRN2/START	PPRN2NL/START		VERDE	PPRN2/EIN	PPRN2NL/EIN
	ROSSO	PPRN1/STOP	PPRN1NL/STOP		ROSSO	PPRN1/AUS	PPRN1NL/AUS
	VERDE	PPRN2/ON	PPRN2NL/ON				

DISCO EMERGENZA



In termoplastico ø 60
Fondo giallo
Scritte nere
Imballo 10 pz.

SCRITTE	CODICE
Neutra	PTE
STOP EMERGENZA	PTE/I
EMERGENCY STOP	PTE/A
NOT AUS	PTE/D

PORTA TARGHETTA



PPTN8

TARGHETTA



SCRITTA	CODICE
(Neutra)	PTA00
MARCIA	PTA01
ARRESTO	PTA02

SCRITTA	CODICE	SCRITTA	CODICE
I O II	PTA03	EIN	PTA12
O I	PTA04	AUS	PTA13
I → O ← II	PTA17	STOP	PTA14
CHIUDE	PTA05	START	PTA15
APRE	PTA06	RESET	PTA16
EMERGENZA	PTA07	AUT O MAN	PTA18
MANUALE	PTA08	INS. - DISINS.	PTA26
AUTOMATICO	PTA09	HAND OFF AUTO	PTA27
AVANTI	PTA10	FORW OFF REV	PTA28
INDIETRO	PTA11	ON OFF	PTA29